

A Summary of Student Engagement Results

Student engagement represents two critical features of collegiate quality. The first is the amount of time and effort students put into their studies and other educationally purposeful activities. The second is how institutional resources, courses, and other learning opportunities facilitate student participation in activities that matter to student learning. NSSE surveys undergraduate students in their first and final years to assess their levels of engagement and related information about their experience at your institution.

Comparison Group

The comparison group featured in this report is

Catholic C&U

See your *Selected Comparison Groups* report for details.

This *Snapshot* is a concise collection of key findings from your institution's NSSE 2018 administration. We hope this information stimulates discussions about the undergraduate experience. Additional details about these and other results appear in the reports referenced throughout.

Engagement Indicators

Sets of items are grouped into ten Engagement Indicators, organized under four broad themes. At right are summary results for your institution. For details, see your *Engagement Indicators* report.

Key:

▲ Your students' average was significantly higher ($p < .05$) with an effect size at least .3 in magnitude.

△ Your students' average was significantly higher ($p < .05$) with an effect size less than .3 in magnitude.

-- No significant difference.

▼ Your students' average was significantly lower ($p < .05$) with an effect size less than .3 in magnitude.

▽ Your students' average was significantly lower ($p < .05$) with an effect size at least .3 in magnitude.

Theme	Engagement Indicator	Your students compared with Catholic C&U	
		First-year	Senior
Academic Challenge	Higher-Order Learning	--	--
	Reflective & Integrative Learning	--	--
	Learning Strategies	--	--
	Quantitative Reasoning	--	▽
Learning with Peers	Collaborative Learning	--	△
	Discussions with Diverse Others	--	▼
	Student-Faculty Interaction	▲	△
Experiences with Faculty	Effective Teaching Practices	--	--
	Quality of Interactions	--	--
Campus Environment	Supportive Environment	--	--

High-Impact Practices

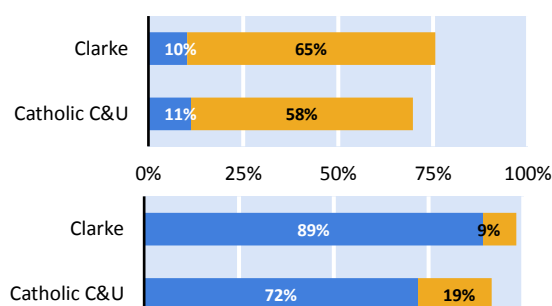
Due to their positive associations with student learning and retention, special undergraduate opportunities are designated "high-impact." For more details and statistical comparisons, see your *High-Impact Practices* report.

First-year

Service-Learning, Learning Community, and Research w/Faculty

Senior

Service-Learning, Learning Community, Research w/Faculty, Internship, Study Abroad, and Culminating Senior

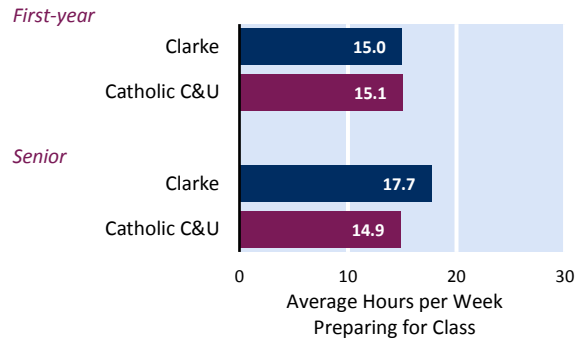


Academic Challenge: Additional Results

The Academic Challenge theme contains four Engagement Indicators as well as several important individual items. The results presented here provide an overview of these individual items. For more information about the Academic Challenge theme, see your *Engagement Indicators* report. To further explore individual item results, see your *Frequencies and Statistical Comparisons*, the *Major Field Report*, the *Online Institutional Report*, or the Report Builder.

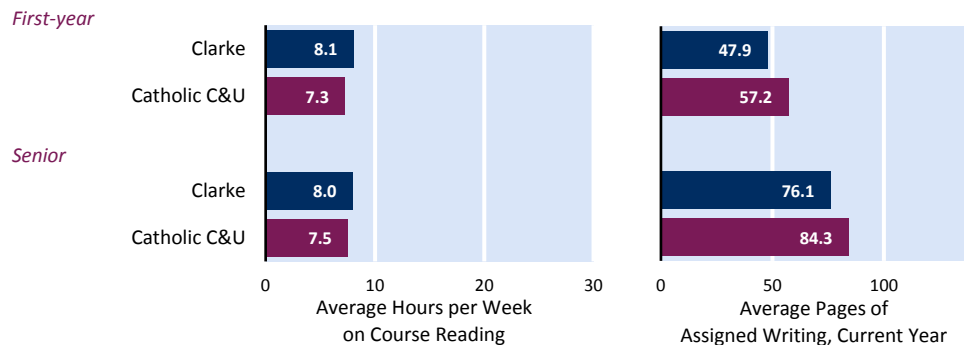
Time Spent Preparing for Class

This figure reports the average weekly class preparation time for your students compared to students in your comparison group.



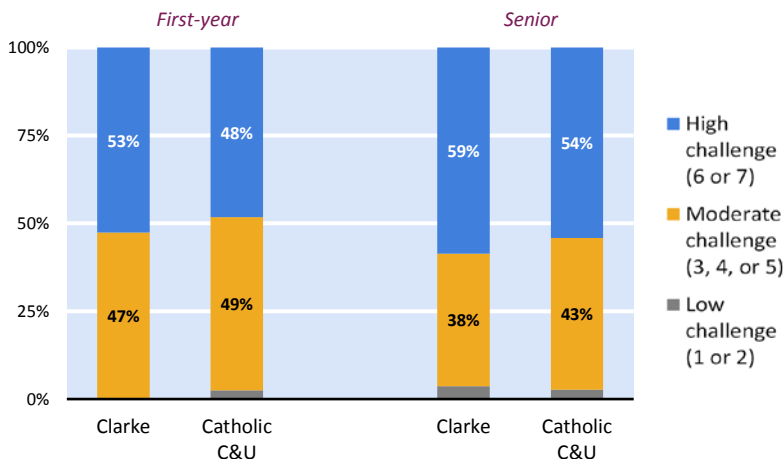
Reading and Writing

These figures summarize the number of hours your students spent reading for their courses and the average number of pages of assigned writing compared to students in your comparison group. Each is an estimate calculated from two or more separate survey questions.



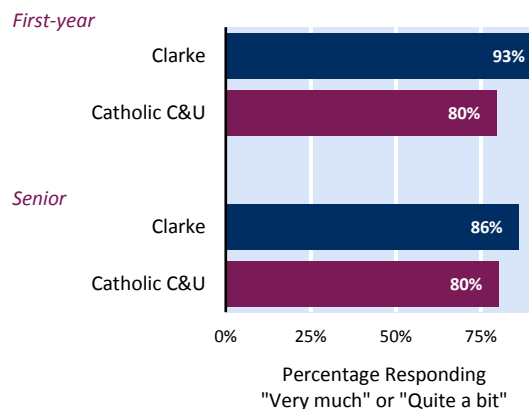
Challenging Students to Do Their Best Work

To what extent did students' courses challenge them to do their best work? Response options ranged from 1 = "Not at all" to 7 = "Very much."



Academic Emphasis

How much did students say their institution emphasizes spending significant time studying and on academic work? Response options included "Very much," "Quite a bit," "Some," and "Very little."



Item Comparisons

By examining individual NSSE questions, you can better understand what contributes to your institution's performance on the Engagement Indicators. This section displays the five questions^a on which your students scored the highest and the five questions on which they scored the lowest, relative to students in your comparison group. Parenthetical notes indicate whether an item belongs to a specific Engagement Indicator or is a High-Impact Practice. While these questions represent the largest differences (in percentage points), they may not be the most important to your institutional mission or current program or policy goals. For additional results, see your *Frequencies and Statistical Comparisons* report.

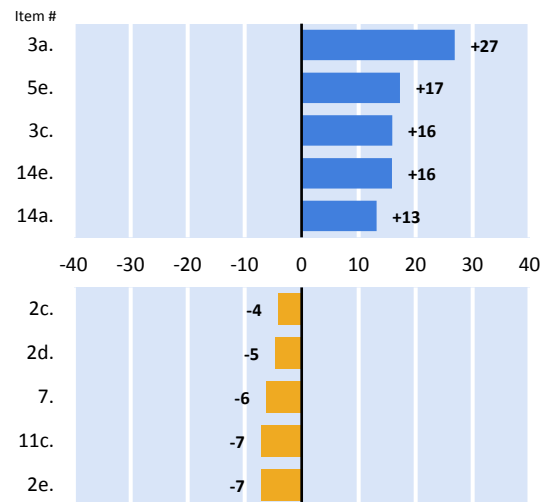
First-year

Highest Performing Relative to Catholic C&U

- Talked about career plans with a faculty member^b (SF)
- Instructors provided prompt and detailed feedback on tests or completed assignments^c (ET)
- Discussed course topics, ideas, or concepts with a faculty member outside of class^b (SF)
- Institution emphasis on providing opportunities to be involved socially^c (SE)
- Institution emphasis on studying and academic work^c

Lowest Performing Relative to Catholic C&U

- Included diverse perspectives (...) in course discussions or assignments^b (RI)
- Examined the strengths and weaknesses of your own views on a topic or issue^b (RI)
- Assigned more than 50 pages of writing^e
- Participated in a learning community or some other formal program where... (HIP)
- Tried to better understand someone else's views by imagining...his or her perspective^b (RI)



Percentage Point Difference with Catholic C&U

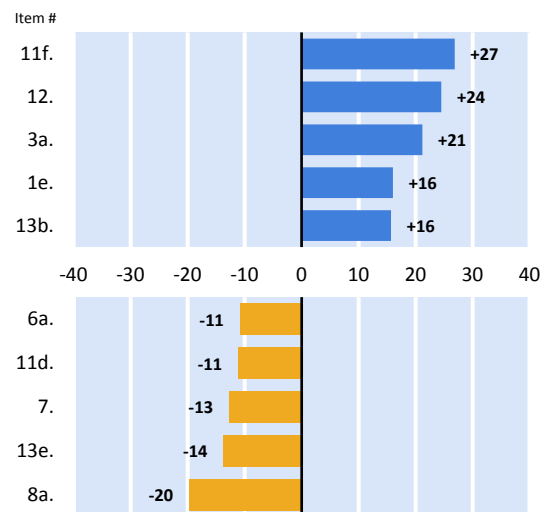
Senior

Highest Performing Relative to Catholic C&U

- Completed a culminating senior experience (...) (HIP)
- About how many courses have included a community-based project (service-learning)?^e (HIP)
- Talked about career plans with a faculty member^b (SF)
- Asked another student to help you understand course material^b (CL)
- Quality of interactions with academic advisors^d (QI)

Lowest Performing Relative to Catholic C&U

- Reached conclusions based on your own analysis of numerical information (...)^b (QR)
- Participated in a study abroad program (HIP)
- Assigned more than 50 pages of writing^e
- Quality of interactions with other administrative staff and offices (...)^d (QI)
- Discussions with... People of a race or ethnicity other than your own^b (DD)



Percentage Point Difference with Catholic C&U

How Students Assess Their Experience

Students' perceptions of their cognitive and affective development, as well as their overall satisfaction with the institution, provide useful evidence of their educational experiences. For more details, see your *Frequencies and Statistical Comparisons* report.

Perceived Gains Among Seniors

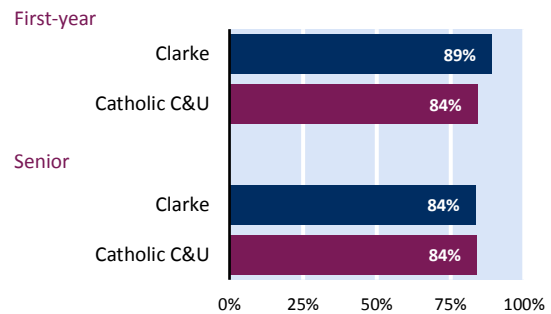
Students reported how much their experience at your institution contributed to their knowledge, skills, and personal development in ten areas.

Perceived Gains (Sorted highest to lowest)	Percentage of Seniors Responding "Very much" or "Quite a bit"
Acquiring job- or work-related knowledge and skills	87%
Working effectively with others	85%
Thinking critically and analytically	85%
Writing clearly and effectively	80%
Developing or clarifying a personal code of values and ethics	79%
Speaking clearly and effectively	76%
Solving complex real-world problems	74%
Understanding people of other backgrounds (econ., racial/ethnic, polit., relig., nation., etc.)	64%
Analyzing numerical and statistical information	59%
Being an informed and active citizen	54%

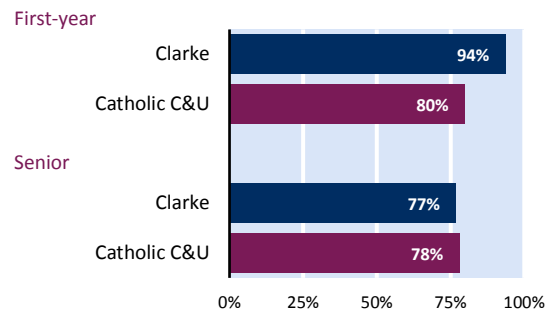
Satisfaction with Clarke

Students rated their overall experience at the institution, and whether or not they would choose it again.

Percentage Rating Their Overall Experience as "Excellent" or "Good"



Percentage Who Would "Definitely" or "Probably" Attend This Institution Again



Administration Details

Response Summary

	Count	Resp. rate	Female	Full-time
First-year	62	35%	71%	100%
Senior	82	39%	79%	95%

See your *Administration Summary* and *Respondent Profile* reports for more information.

Additional Questions

Your institution administered the following additional question sets:

Academic Advising

Catholic Colleges & Universities

See your *Topical Module* and *Consortium* reports for results.

What is NSSE?